

University of Denver – ISSS Portal

J-1 Sponsorship Request Submission Process for Department Admins

For visiting J-1 exchange visitors who will NOT be employed at DU, departments must request Special Community Member (SCM) status BEFORE submitting the below sponsorship request in the ISSS Portal. In the SCM request form: check 'yes' for both "Visiting Scholar" and "J-1 Visiting Scholar/Student Intern." If a US address is required, you may use the DU departmental address. Proceed with the steps below AFTER the SCM status is approved and a DU ID is issued.

1. Navigate to <https://issd.du.edu/>
2. Select 'Department Access to Visiting Scholars' to begin the login process.

Welcome to the University of Denver - ISSS Portal!

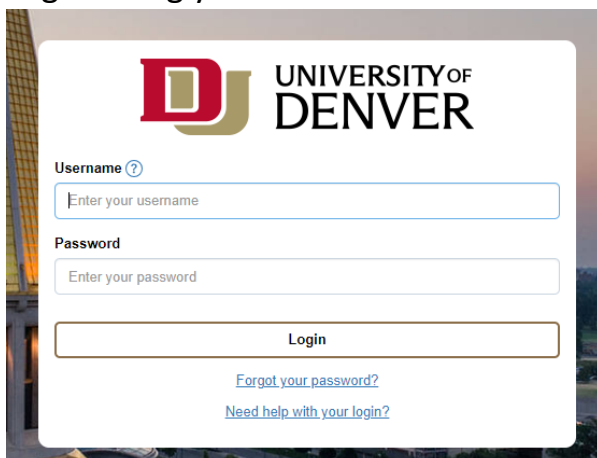
Please choose the appropriate user type below to login:

F-1 and J-1 Students

J-1, H-1B and O-1 Scholars

Department Access to Visiting Scholars

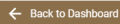
3. Log in using your DU credentials.

The image shows a login form for the University of Denver ISSS Portal. At the top left is the University of Denver logo, consisting of a stylized 'DU' in red and gold, followed by the text 'UNIVERSITY OF DENVER'. Below the logo are two input fields: 'Username' with a help icon and 'Password'. Both fields have placeholder text 'Enter your username' and 'Enter your password' respectively. Below these fields is a 'Login' button. At the bottom of the form, there are two links: 'Forgot your password?' and 'Need help with your login?'. The form is set against a background image of a building at night.

1. After logging in, you will be routed to your Dashboard. To inform ISSS that you have invited a **new** international scholar/student intern to visit or work in your department, you must complete the following steps:
 - a. Submit a 'New Sponsorship Request'



- i.
- b. Please read the instructions carefully and complete all fields.
- c. Upon completion, click 'Submit.'





- d.
- e. After submission, an email will be sent to the Approver (Unit Level Supervisor) if required by your department/college. Unit Level Supervisors are not required to log in, they click on the link in the email to be routed to the approval page. They may log in to the ISSS Portal if they need more information:
 - i. After logging in, they will be routed to the Dashboard. On the 'Sponsorship Request' tab, they will see any J-1 scholars/student interns that are awaiting their approval.
 - ii. Click on the J-1 scholars/student intern card to review all information provided by the Department Admin.
- f. To approve the request, navigate to the approval request window (linked in the email referenced in 1.e) and click 'Approve' to notify ISSS of the decision.

Additional message for the user *





- i. After approval, ISSS will review the Sponsorship Request and determine if the prospective visiting scholar/student intern meets the criteria to move forward with J-1 processing. **Note:** *At this time, the prospective visiting scholar/student intern will also be granted access to the ISSS Portal.*
4. After you receive the 'Sponsorship Request Approved' email notification, **you must log in to submit remaining information and upload documents.** Navigate to the 'Pending Records' tab and click on the J-1 scholar/student intern card.



International Scholar and Employee Admin

Support, Terradotta
Scholar Administrators





 Search by Name

Actions



Sponsorship Requests

Pending Records

Active Records

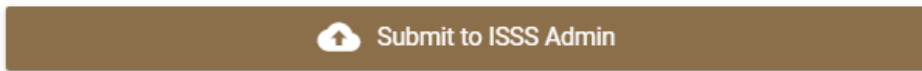
Inactive

Alerts

- i. Go to the *Department* tab and read the instructions carefully. Complete all fields.
 - i. Click 'Save' at the bottom of the page



- ii. Go to the *Exchange Visitor* tab and ensure the J-1 scholar/student intern has completed all fields.
- iii. Go to the *Documents* tab and read the instructions carefully. Upload all required documents.
- iv. After confirming all tabs are complete and accurate, select the ***Submit to ISSS Admin*** button in the top right-hand corner.



- v. After submission, ISSS will review the J-1 scholar/student intern information and move forward with DS-2019 issuance (processing time is 3-5 business days).